

THE BIG BOOK of BOOK REPORTS

3RD Grade

Book Information

Choose the book you want to write about. Write down basic details about it on this page.

Title: *(Mark the title of the book)*
A Fairytale Story

Author: *(What is the name of the author?)*
Sarah Smith

Number of Pages: *(How many pages are in the book?)* **150**


Copyright Date: *(What year was the book published?)* **January 2014**

Genre: *(What kind of book is it? Adventure? Comedy? Drama? Nonfiction?)*
Fantasy

The Characters

There are two types of characters in a book:

- MAIN CHARACTERS** - These are the characters who show up the most in the story. They are usually the most important.
- SUPPORTING CHARACTERS** - These characters only show up occasionally, but they are often very important.



Who is the main character in your book? Draw a picture of him or her below.

Who are two supporting characters in your book? Draw a picture of them below.



Pick three adjectives to describe the main character in your book.

Pick three adjectives to describe each supporting character.



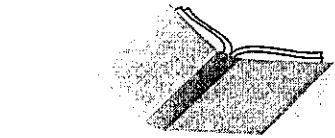


Table of Contents

The Big Book of Book Reports

Book Information
Make Your Own Bookmark
The Characters
Heroes and Villains
Plot
Conflict
Storyboarding
Reviewing the Book
Reviews
Writing the Report
Rough Draft
Revising the Report
Final Draft
Draw a Cover
Story Summary

Book Information



Choose the book you want to write about. Write down basic details about it on this page.

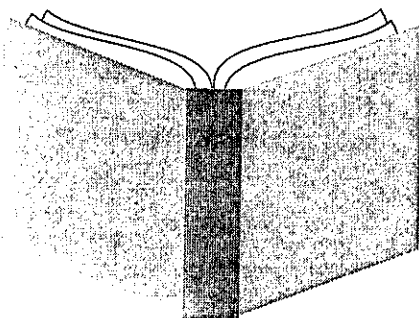
Title: *What is the title of the book?*

Author: *What is the name of the author?*

Number of Pages: *How many pages are in the book?* _____

Copyright Date: *What year was this book published? (Hint: This can be found at the front of the book.)* _____

Genre: *What kind of book is it? Adventure? Comedy? Drama? Nonfiction?*



Make Your Own Bookmark



Here's a fun way to remember your favorite moments from a book: Make a bookmark!

What You Need:

- Card stock
- Ruler
- Pencil
- Colored pencils
- Scissors
- Contact paper
- Book
- Pen
- Hole puncher
- Ribbon

What You Do:

1. Use a ruler to draw a rectangle on the card stock. The dimensions don't need to be exact, but a shape about two inches wide and seven inches tall is a good reference point.
2. Use scissors to cut out the rectangle.
3. Use colored pencils to decorate the bookmark with designs around the margins, or edges, of the card stock rectangle. Try to make your designs relate in some way to the book you're reading.
4. At the top of your bookmark, write the book's title.
5. Use this half-finished bookmark as you make your way through your book. Each time you read a quote or a scene that you like, write it down on the bookmark along with the page number you found it on.
6. After you've finished the book and filled up the bookmark, you might want to ask an adult to help you laminate the bookmark. You can do this with a laminating machine, or, by pressing the bookmark between two sheets of clear contact paper. Trim the contact paper down to fit the bookmark.
7. To add one final bit of flair to your homemade bookmark, punch out a hole at the top of the bookmark and loop a ribbon through it.

You now have a charming personalized bookmark to remember your latest reading adventure!



The Characters



There are usually two kinds of characters in a book:

MAIN CHARACTERS: The characters who show up the most in the story. They are usually the characters that the book is "about." In most books there is only one main character, but sometimes there are two or three!

SUPPORTING CHARACTERS: These characters only show up occasionally, but they are often very important to the story.

Who is the main character in your book? Draw a picture of him or her below.

Pick three adjectives to describe the main character in your book.

Now, pick two supporting characters and draw pictures of them. In some books, there are several supporting characters!


Pick three adjectives to describe each supporting character.

Heroes and Villains



Think about it: if the **hero**, or main character in a story, didn't have a **villain**, or bad guy, to go up against, you'd have a pretty boring story! Most of the time, the villain is someone who does bad or mean things that the main character must try to overcome.

Draw a picture of the hero of your story below.




Hero's name:

How do you know this character is the hero? Write one thing he or she has **said** that shows that he/she is the hero.

Write down one thing he/she has **done** that shows that he/she is the hero.

Draw a picture of the villain in your story below.



Villain's name:

How do you know this character is the villain? Write one thing he/she has **said** that shows that he/she is the villain.

Write down one thing he/she has **done** that shows that he/she is the villain.

Plot



The plot is the story of a book. It often has a predictable "path" that it follows: the beginning, the middle, and the end.

At the beginning of the book, the author will introduce the characters and the setting. In the middle, a **conflict**, or change, will start to happen. By the end of the book, the **resolution** will have solved the conflict.

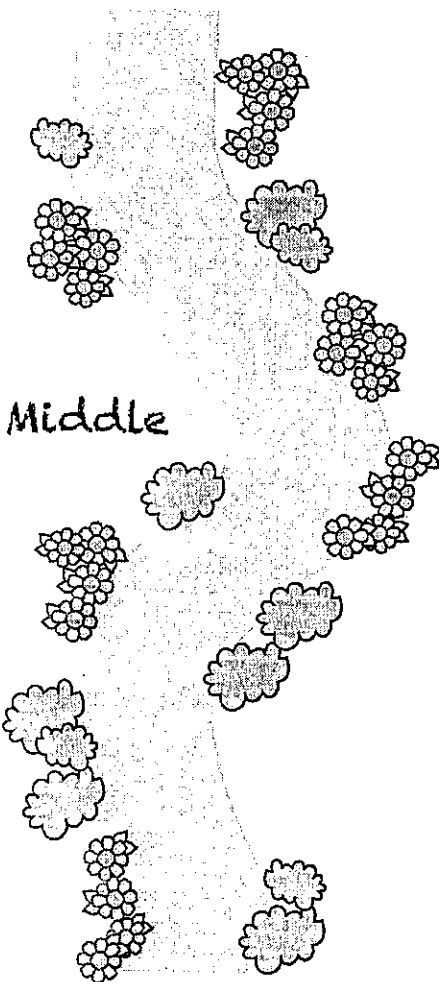
Write a sentence about each part of your book's plot along the path below.

Beginning

Beginning:

Middle:

End:



Middle

End

Conflict



In a story, the conflict is the main problem that a character faces.

Pretend you're a friend of the main character in your book, and he or she has written you a letter telling you about the conflict he/she deals with in the book. Write a letter back giving advice on how to solve the problem.







A large rectangular area with horizontal lines for writing, resembling a sheet of paper with a folded top-right corner. A pencil is drawn at the bottom right corner of the writing area.

Storyboarding



When people make a movie, they sometimes use storyboarding to plan the story before they film it. When you storyboard something, you draw pictures of the important parts of the story and put them in order.

Make a storyboard of your book. Draw the six most important events in your book's plot in the order they happen.



Reviewing the Book



Think about the book you just read.

Did you like it? _____

Why? _____

What part of the story made you feel...

Happy? _____

Sad? _____

Excited? _____

Scared? _____

Like laughing? _____

